



EPLUS MANUAL  
FLASH SHIMANO

V. 2021/02

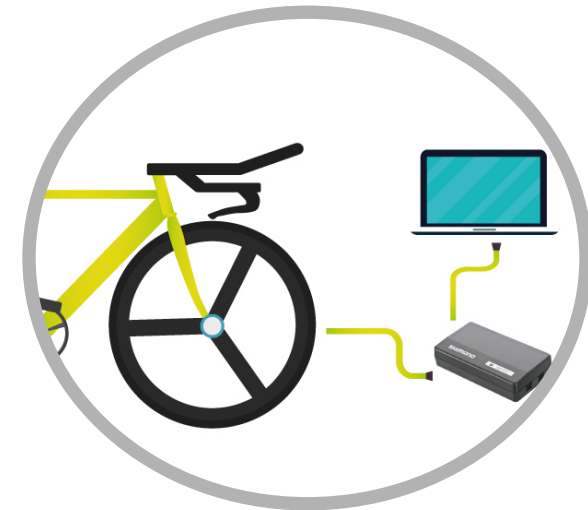


> Preliminary operation	3
> Connection e bike - pc	4
> Possible changes	5
> Shimano Steps E8000	6
> Mappings E8000	7
> Shimano Steps E7000	9
> Shimano EP8	10
> App Eplus Tutor	12

## INSTALLATION SOFTWARE

To install the Eplus Flash software, consult:

[> EPLUS MANUAL FLASH](#)



## PRELIMINARY OPERATIONS

E-Tube Project software download and setting:

<http://e-tubeproject.shimano.com>

Connect the SM-PCE1/SM-PCE2 device to the PC and to the ebike display.


Update the engine at least to the version. Close the E-Tube and switch on the bicycle which will show 0 on the display.

- 1) Turn off the bike
- 2) After disconnecting all the devices connected to the engine such as display, electronic gear-box, any power button, CONNECT DIRECTLY TO THE MOTOR with the SM-PCE1 / SM-PCE2 diagnostics.

WITH THE BIKE OFF, launch the Flash software.

In this version, Flash will carry out the modifications with the bike off and directly in the engine.

## ATTENTION



Before starting to update the engine version, make sure that the battery is at least 50% charged or use the adapter, checking that the relative connectors are well inserted. Once the engine version has been updated to the ePlus version, the e bike will be configured in Custom mode. This configuration blocks the possibility for the customer (user) to upgrade the ebike to other engine versions. The installer can return to the previous original version at any time.

If during the update procedure a power outage occurs, the ebike may become unusable because it will no longer have the old or new engine version. For its restoration Watch the video on Youtube : [> Video](#)

## FLASH SOFTWARE

Log in to the eplus Flash software and select the type of engine to be changed.

### POSSIBLE CHANGES

#### Original version

This option allows you to bring your own bike back to the original version if you need to send the engine to Shimano for assistance, so the manufacturer will not notice the changes made previously

#### Unlocking 35 Km/h (E6100 - E7000 - E8000 - EP8)

This type of unlock allows the assisted pedaling to be maintained up to 35 Km / h. When the 35 unlock is loaded the engine version will be changed.

#### Unlocking 50 Km/h (E6100 - E7000 - E8000 - EP8)

This type of unlock allows the assisted pedaling to be maintained up to 50 Km / h. When the 50 unlock is loaded the engine version will be changed.

#### Race Unlock (E8000)

The Race unlock is located in the "Mappings" section, this particular modification allows you to manage your mappings directly from the Eplus Tutor app. It allows you to maintain pedal assistance over 50 km/h.

#### Mappings ( E7000 - E8000)

This section of the Flash Software allows you to change the parameters of the assistance in percentage, of the torque at the wheel and of the engine power in the three riding modes. Eplus already provides you with 5 pre-set riding modes: Original, Urban, Touring, Enduro and Race. **Please note:** it works only with some unlocks.

#### Eco Free

Enables the "Eco Free" option in the Tutor app, which allows you to lower the values of the assistance levels and save battery.

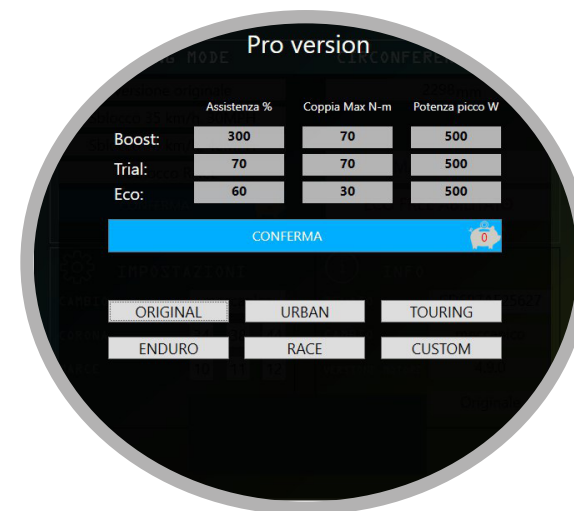
**Please note:** it works only with E8000

Consult the table to find out what changes are possible for your engine: [> Table](#)

*Some bike models, due to the installed reports, may not reach the maximum speed of 50 km / h.*



- 1 - Return the e bike to the original version.
- 2 - Perform a speed unlock up to 35 Km / h
- 3 - Perform a speed unlock up to 50 Km / h
- 4 - e bike configuration
- 5 - By clicking on this box you will be able to mask the firmware version, so that when the ebike is connected to E-tube the software will not notice the changes made.
- 6 - Info on the e bike



It is possible to customize the parameters of assistance, torque and engine power according to the driving style of your customer.

Compared to the factory values, which can be customized through the original software and tube, our software allows to increase or decrease the values proposing a much wider range of choice.

For example: the maximum boost value which usually is 300, can fluctuate up to 1000. Easy preset mappings are also available.

Doing the "Unlocking Race" (only for E8000), the engine version will become 7.7.7. Only by uploading this mode to the bicycle it's possible to use the "eplus tutor" APP and change the speeds for each level of assistance.

**Warning:** the bike must be switched off and on again when required by the software. Make sure that the value 0 appears on the display.

# MODIFY MAPPINGS

AVAILABLE ONLY FOR  
SHIMANO STEPS E 7000 - E 8000



**ORIGINAL:** This setting restores the default Dynamic configuration proposed by the manufacturer.  
**URBAN:** Setting to be used in an urban environment with a significant reduction in consumption, where there is no need to tackle climbs or demanding routes.

**TOURING:** Setting designed for walks, has a boost not aggressive, but at the same time allows you to face important climbs even for those who are not particularly trained.

**ENDURO:** Setting designed for off-road and perfect for all the types of terrain, for sure it offers a lot of fun.

**RACE:** Definitely very aggressive setting to be used mainly with Trial mode, and to dose the

**BOOST:** for the really challenging traits, however, offers an eco that provides little assistance to minimize consumption while traveling

**CUSTOM:** In this mode you are free to change the settings as you like best.

To optimize performance, an online course dedicated to resellers is available.

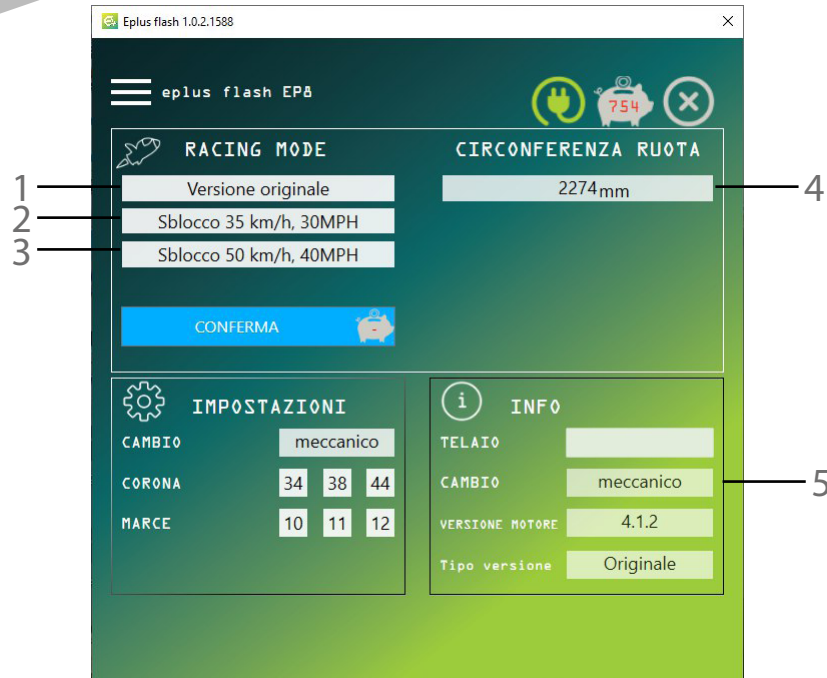
**ATTENTION:** All modifications are carried out under your responsibility. Once the original values have changed, Eplus can not be held responsible for any problems or damage to things or people and the warranty of the vehicle is void

# SHIMANO STEPS E7000



- 1 - Return the e bike to the original version.
- 2 - Perform a speed unlock up to 35 Km / h
- 3 - Perform a speed unlock up to 50 Km / h
- 4 - e bike configuration

# SHIMANO STEPS EP8



- 1 - Return the e bike to the original version.
- 2 - Perform a speed unlock up to 35 Km / h
- 3 - Perform a speed unlock up to 50 Km / h
- 4 - Enables the Eco Free function in the Tutor app
- 5 - e bike configuration

## PROCEDURE FOR RESTORING SHIMANO ENGINES TO FACTORY CONDITIONS

It is necessary in case of need for official assistance, or before updating the bike via E Tube.

The procedure involves two steps:

### STEP 1- Restore original values

If you are restoring an E8000 with RACE version 7.7.7. you must first restore the speed to 25 km/h and the ORIGINAL maps in the Tutor Pro app. Otherwise, for other bicycles, enter the MAPPINGS screen, press the ORIGINAL button and then CONFIRM, wait, turn the bike off and on again, read any messages on the display and, finally, press confirm if the display requests it.

### STEP 2 - Engine restore

Enter the main section, press the ORIGINAL VERSION button and then CONFIRM, follow the procedure indicated for about 5-10 minutes. At the end, the engine version must be 4.\*.\*

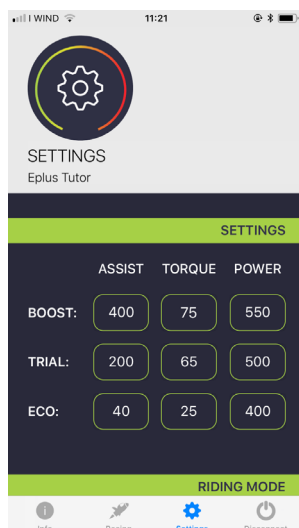
If it is 6.3.5, 6.5.0, 6.6.6, 7.7.7 then the procedure was not successful!

When the restore procedure is completed, to further verify you can use the E-Tube function "Unit Log Acquisition" and check that the engine version is the correct one.

## APP EPLUS TUTOR

It allows the unlocking of the speed and the power tuning for the setting of the pedal assistance, of the torque at the wheel and of the engine power for each single mode of use, thus allowing you to customize the driving experience to the maximum level.

By activating the "Race" mode, the end customer can download the Tutor app for Android and iOS free of charge to modify the mapping directly. To change the speed from the app you need an in app purchase for € 0.99 (only on E8000 engines with 8000 display)



If the loaded engine version is **Race**, then the rider can directly manage the power and torque changes and use defaults riding settings.

In the absence of this mode, only the anti-theft feature will work.

To avoid unwary settings that can damage the engine, the rider can change the values in a limited way compared to what the dealer can do from a PC:

- max assistance level: 450
- max torque: 75
- engine power: 55

In addition, the app offers an anti-theft system working with the bikes powered with the Shimano Steps E8000 engine (for any bike, even if not unlocked with Flash).non sbloccata con Flash).

After being activated, in case of theft, you can press the "THEFT" button.

Immediately date, time, GPS position and owner data will be communicated to our central.

Therefore, the electric engine will be temporarily blocked awaiting the complaint to the competent authorities. Upon reception, the engine assistance function can only be reactivated if you go to an Eplus dealer or to the Shimano manufacturer.

So if the thief attempts to reactivate the system, he will be immediately identified.

Per support tecnico rivolgersi a: [support@eplus.bike](mailto:support@eplus.bike)



Scarica qui Teamviewer:  
<https://get.teamviewer.com/5rp36bn>



[support@eplus.bike](mailto:support@eplus.bike) // [www.eplus.bike](http://www.eplus.bike)  
Via Pontestura 124 Camino 15 020(Al) Italy  
Tel. 0142469815